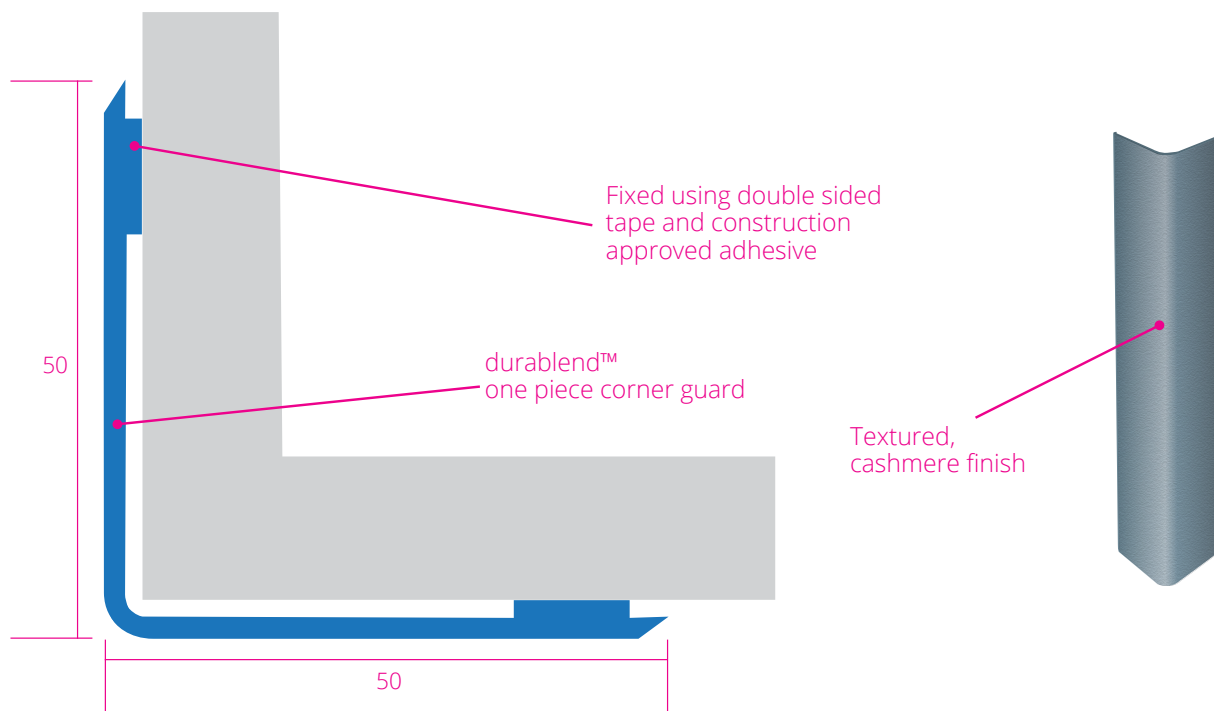


HEALTHCARE

PVC FREE

MEDIUM DUTY



Samples can be provided upon request,
Get in touch on:
01420 543 222

To mark-up your designs and floor plans with wall protection units, for recommended range of products most suitable for each corridor, wall or project, contact us: sales@sdsprotection.co.uk

for RAL, LRV and more visit:
www.sdsprotection.co.uk/colours

Medium duty corner guards with 50mm flanges.

Stick on durablend™ corner angle.

Installed using self adhesive foam tape and construction approved adhesive.

Suitable for use where flexibility is required.

Buttermilk	Mushroom	Chalk	Snowflake	Gunpowder	Cobble	Flint	Peppermint	Jade	Verdure	Aqua	Evergreen
Midnight	Lupin	Denim	Grape	Claret	Sentry	Mandarin	Apricot	Primrose	Carbon	Chocolate	+

All durablend profiles constitute ecologically sound, PVC-free, highly recyclable material.

So whilst they can be specified and installed to adeptly rebuff impacts, by selecting durablend you can be assured our Planet suffers very little impact.



SDS Protection Ltd

Unit 4, Guildford Road Trading Estate, FARNHAM SURREY GU9 9PZ

www.sdsprotection.co.uk

sales@sdsprotection.co.uk


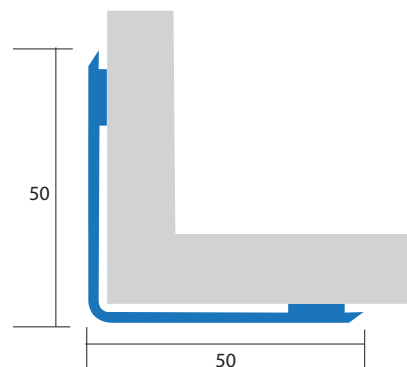

01420 543 222

HEALTHCARE


PVC FREE

MEDIUM DUTY


Stick on Corner Guard



1
Cut the corner guard to the correct length and ensure the back is clean. Apply one strip of double sided tape 2mm from each edge.



2
Apply two beads of construction approved adhesive near the corner of the guard.



3
Apply to the wall and ensure corner guard is securely stuck by applying firm, even pressure.



4
Clean finished durablenTM SCG50 profile with SDS Protection durablenTM approved cleaner.

SDS Protection Ltd

Unit 4, Guildford Road Trading Estate, FARNHAM SURREY GU9 9PZ

www.sdsprotection.co.uk

sales@sdsprotection.co.uk

01420 543 222