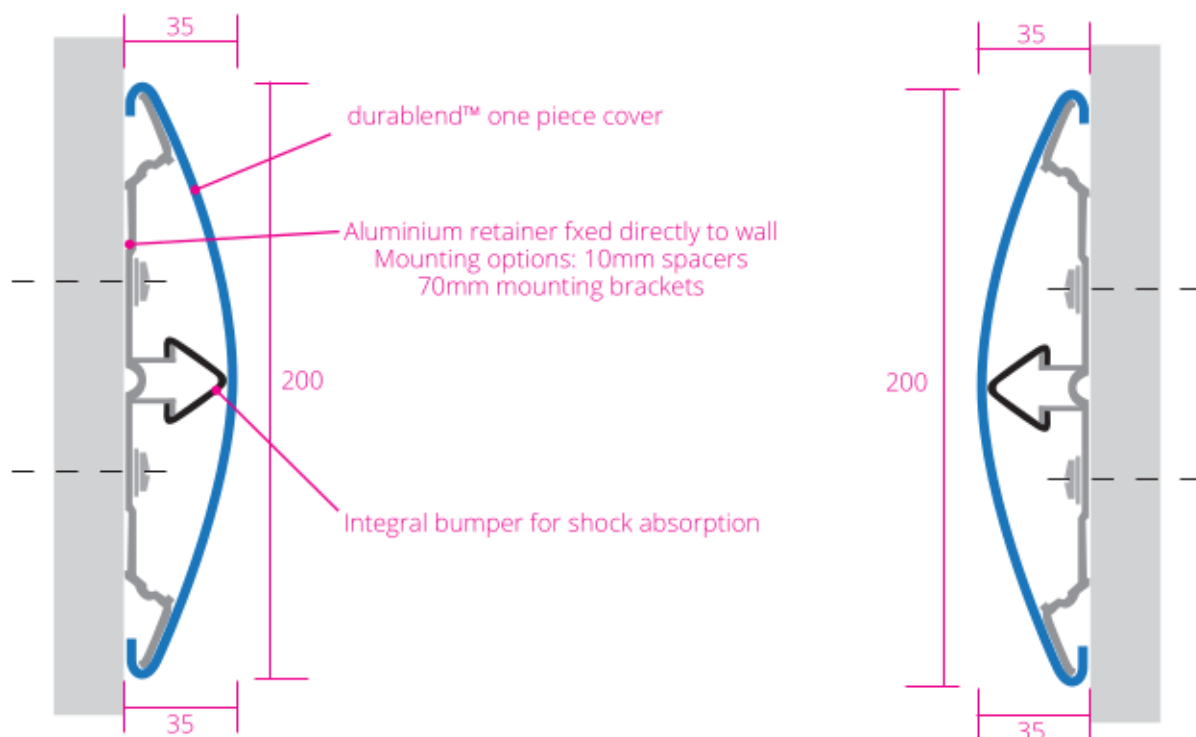


DATASHEET AND INSTALLATION GUIDE

HEALTHCARE

PVC FREE

HEAVY DUTY










Samples can be provided upon request,
Get in touch on:
01420 543 222

To mark-up your designs and floor plans with wall protection units, for recommended range of products most suitable for each corridor, wall or project, contact us: sales@sdsprotection.co.uk

for RAL, LRV and more visit:
www.sdsprotection.co.uk/colours

Endcaps and external corners are available for this profile



Buttermilk	Mushroom	Chalk	Snowflake	Gunpowder	Cobble	Flint	Peppermint	Jade	Verdure	Aqua	Evergreen
											
Midnight	Lapis	Denim	Grape	Claret	Sentry	Mandarin	Apricot	Primrose	Carbon	Chocolate	

All durableblend profiles constitute ecologically sound, PVC-free, highly recyclable material.

So whilst they can be specified and installed to adeptly rebuff impacts, by selecting durableblend you can be assured our Planet suffers very little impact.



SDS Protection Ltd

Unit 4, Guildford Road Trading Estate, FARNHAM, SURREY GU9 9PZ

www.sdsprotection.co.uk

sales@sdsprotection.co.uk

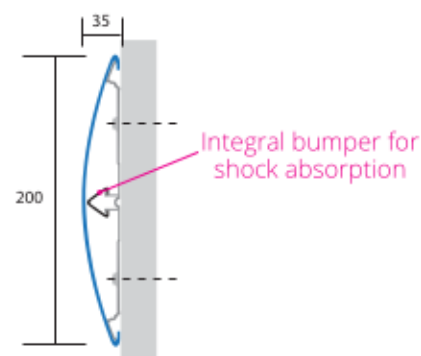
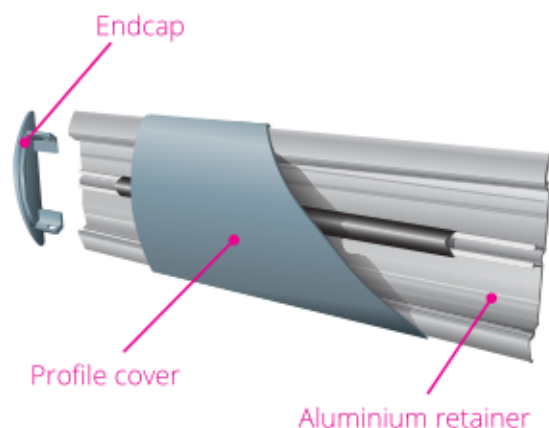
01420 543 222

DATASHEET AND INSTALLATION GUIDE

HEALTHCARE

PVC FREE

HEAVY DUTY



Insert the integral bumper into the retainer and then cut the aluminium retainer to the correct length. Remember to allow for an endcap at either end.



Insert and attach endcaps using 15mm screws

SDS Protection Ltd

Unit 4, Guildford Road Trading Estate, FARNHAM, SURREY GU9 9PZ

www.sdsprotection.co.uk
sales@sdsprotection.co.uk


01420 543 222

DATASHEET AND INSTALLATION GUIDE


HEALTHCARE

PVC FREE

HEAVY DUTY



Starting at 100mm from each end, drill holes through the retainer at a maximum of 500mm centres. Mark fixings on the wall using the drilled retainer as a template. Use construction approved fixings to affix retainer to the wall.



Measure between endcaps and cut the cover to length. Clip on the cover starting from the top and pushing downwards ensuring a snug fit.



Clean finished CR200 profile with SDS Protection durablend™ approved cleaner.

SDS Protection Ltd

Unit a, Goldford Road Trading Estate, FARNHAM, SURREY, GU10 0PZ

www.sdsprotection.co.uk

sales@sdsprotection.co.uk

01425 243222